



Kentucky High School Athletic Association

2280 Executive Drive ° Lexington, KY 40505 ° www.khsaa.org ° (859)299-5472 (859)293-5999 (fax)

To: Superintendent, Principal, and Athletic Director

From: Brigid L. DeVries, Commissioner
Larry Boucher, Assistant Commissioner *LB*


Date: August 25, 2003

Subject: 2002-2003 Annual Report Forms Submission

School: Silver Grove High School

Enclosed please find a copy of Form T-65, The 2002-2003 Annual Report Forms Checklist. In addition, you may find an attachment with corrected copies of the forms submitted by your school personnel. Please review this information so the forms can be completed accurately in the future. Also, KHSAA Audit Staff may have requested a re-submission of some of the 2002-2003 Annual Report Forms or need additional information on your athletic programs. Please submit this information by the date requested if this is applicable. Copies and all KHSAA Title IX documents must be kept current and included in your permanent Title IX File at the school. All documents are subject to Open Records Requests.

Should you need any further information, please do not hesitate to call anytime.



MEMORANDUM

TO: KHSAA Member School Superintendents, Principals, and Athletic Directors

FROM: Brigid L. DeVries, Commissioner
Larry Boucher, Executive Assistant Commissioner *LB*

DATE: July 24, 2003

RE: 2003 Title IX Forms Submission

School	Silver Grove High School	Reviewed by	Gary Lawson
--------	--------------------------	-------------	-------------


The following is a status report regarding the required 2002 - 2003 Title IX submission of forms due in to the KHSAA office by April 15, 2003. Appropriate audit personnel have reviewed these forms and the following is a summary of this review.

I. Checklist of Forms properly submitted in a satisfactory manner:

✓	GE 19 (Annual Verification)	✓	T-35 (Budget Expenses)
✓	T-1 (Summary Program Chart 1)	✓	T-36 (Budget Expenses)
✓	T-2 (Summary Program Chart 2)	✓	T-41 (Checklist - Overall Interscholastic Program)
✓	T-3 (Summary Program Chart 3)	✓	T-60 (Corrective Action Plan)
✓	T-4 (Summary Program Chart 4)	✓	T-63 (Interscholastic Survey Results)

II. Status

A.	✓	2002 - 2003 Forms are satisfactory and no further information or action is necessary at this time.
B.		Errors have been noted with respect to the following forms and corrected copies are being returned to you for placement in your Title IX file to ensure proper submission in the future.
C.		The following forms were omitted and must be submitted by school representatives.
D.	✓	Other Recommendation and Comments: <ul style="list-style-type: none"> All calculations appear to be correct and report data appears to be satisfactory at this time. It is suggested by the KHSAA that each school have student representation on its Gender Equity Review Committee, and that they be active members of the Committee. Also, each school should have at least one Gender Equity Review Committee meeting during the fall sports season, during the winter sports season, and during the spring sports season.



MEMORANDUM

To: KHSAA Member School Superintendents, Principals, and Athletic Directors
 From: Brigid L. DeVries, Commissioner
 Larry Boucher, Assistant Commissioner

Date: July 24, 2003

Re: 2003 Title IX Forms Submission

School	SILVER GROVE High	Reviewed by	GARY W. LAWSON
--------	-------------------	-------------	----------------


The following is a status report regarding the required 2002-2003 Title IX submission of forms which were due in to the KHSAA office by April 15, 2003. Appropriate audit personnel have reviewed these forms and the following is a summary of this review.

I. Checklist of Forms properly submitted in a satisfactory manner:

<input checked="" type="checkbox"/>	GE 19 (Annual Verification)	<input checked="" type="checkbox"/>	T-35 (Budget Expenses)
<input checked="" type="checkbox"/>	T-1 (Summary Program Chart 1)	<input checked="" type="checkbox"/>	T-36 (Budget Expenses)
<input checked="" type="checkbox"/>	T-2 (Summary Program Chart 2)	<input checked="" type="checkbox"/>	T-41 (Checklist - Overall Interscholastic Program)
<input checked="" type="checkbox"/>	T-3 (Summary Program Chart 3)	<input checked="" type="checkbox"/>	T-60 (Corrective Action Plan)
<input checked="" type="checkbox"/>	T-4 (Summary Program Chart 4)	<input checked="" type="checkbox"/>	T-63 (Interscholastic Survey Results)

II. Status

A.	<input checked="" type="checkbox"/>	2002-2003 Forms are satisfactory and no further information or action is necessary at this time.
B.		Errors have been noted with respect to the following forms and corrected copies are being returned to you for placement in your Title IX file to ensure proper submission in the future.
C.		The following forms were omitted and must be submitted by school representatives.
D.		Other Recommendation and Comments: <i>It appears that calculations are correct and data submitted is satisfactory at this time. It is suggested by the K.H.S.A.A. that each school have student representation on its Gender Equity Committee. Also each school should have at least one Gender Equity Committee meeting during the fall sports season, one during the winter sports season, and one during the spring sports season.</i>



MEMORANDUM

To: KHSAA Member School Superintendents, Principals, and Athletic Directors

From: Brigid L. DeVries, Commissioner
Larry Boucher, Assistant Commissioner

Date: July 24, 2003

Re: 2003 Title IX Forms Submission

School	SILVER GROVE High	Reviewed by	GARY W. LAUSON
--------	-------------------	-------------	----------------

The following is a status report regarding the required 2002-2003 Title IX submission of forms which were due in to the KHSAA office by April 15, 2003. Appropriate audit personnel have reviewed these forms and the following is a summary of this review.

I. Checklist of Forms properly submitted in a satisfactory manner:

<input checked="" type="checkbox"/>	GE 19 (Annual Verification)	<input checked="" type="checkbox"/>	T-35 (Budget Expenses)
<input checked="" type="checkbox"/>	T-1 (Summary Program Chart 1)	<input checked="" type="checkbox"/>	T-36 (Budget Expenses)
<input checked="" type="checkbox"/>	T-2 (Summary Program Chart 2)	<input checked="" type="checkbox"/>	T-41 (Checklist - Overall Interscholastic Program)
<input checked="" type="checkbox"/>	T-3 (Summary Program Chart 3)	<input checked="" type="checkbox"/>	T-60 (Corrective Action Plan)
<input checked="" type="checkbox"/>	T-4 (Summary Program Chart 4)	<input checked="" type="checkbox"/>	T-63 (Interscholastic Survey Results)

II. Status

A.	<input checked="" type="checkbox"/>	2002-2003 Forms are satisfactory and no further information or action is necessary at this time.
B.		Errors have been noted with respect to the following forms and corrected copies are being returned to you for placement in your Title IX file to ensure proper submission in the future.
C.		The following forms were omitted and must be submitted by school representatives.
D.		Other Recommendation and Comments: <i>It appears that calculations are correct and data submitted is satisfactory at this time. It is suggested by the K.H.S.A.A. that each school have student representation on its Gender Equity Committee. Also each school should have at least one Gender Equity Committee meeting during the fall sports season, one during the winter sports season, and one during the spring sports season.</i>

Silver
Grove

APR 14 2003

2002-2003

ACCOMMODATION OF INTERESTS AND ABILITIES

SUMMARY PROGRAM CHART 1

KHSAA
Form 11
Rev. 9/02

Participation Opportunities Test One

		(Column 1)	(Column 2)	(Column 3)	(Column 4)
	Program	Enrollment	Percentage of Total Enrollment	Number of Interscholastic Participants (double and triple count)	Percentage of Total Participation
Row 1	GIRLS	49	62	57	58.8
Row 2	BOYS	30	38	40	41.2
Row 3	Totals	79	100%	97	100%

Instructions:

*Number of 8th grade students & below used in Column 4 calculations if applicable: 9

- Determine the total number of girls enrolled, (place in Row 1, Column 1). Determine the total number of boys enrolled, (place in Row 2, Column 1).
- Add the total number of girls and boys enrolled to determine total enrollment, (place in Row 3, Column 1).
- Calculate the percentage of total enrollment that is female. (Divide Row 1, Column 1 by row 3, Column 1 and place in Row 1, Column 2.) Calculate the percentage of total enrollment that is male. (Divide Row 2, Column 1 by Row 3, Column 1 and place in Row 2, Column 2.) Note: Row 1, Column 2 plus Row 2, Column 2 should total 100%.
- Ask the head coaches to review the most updated eligibility or squad lists for their teams. Ask coaches to confirm the names of those individuals who are on the team as of the first **date of competition**, and cross out the names of those who were cut from the team or quit the team prior to the first competitive event. Determine the total number of interscholastic athletics participants that are girls, (and place in Row 1, Column 3). In order to determine the total number of athletics participants, an individual should be counted each time he or she participates on a team. For example, if Jane Doe competes on the varsity volleyball team, the junior varsity volleyball team, the junior varsity basketball team, and the varsity softball team, she should be counted as four participants (**do not include club or intramural sports participants, cheerleaders, dance teams, or pom squads**). Calculate the same way for boys and girls. * In addition, should 8th grade students and below play on a Freshman, Junior Varsity, or Varsity team, they should also be counted for each team and sport on which they participate. If applicable, please asterisk the above notation as to how many 8th grade students & below are included in the totals. Using the same procedure, determine the total number of interscholastic athletic participants that are boys, (and place in Row 2, Column 3). Add Row 1, Column 3 plus Row 2, Column 3 to get total participants and place in Row 3, Column 3.
- Calculate the percentage of female participation. (Row 1, Column 3 divided by Row 3, Column 3 and place in Row 1, Column 4.) Calculate the percentage of male participation. (Row 2, Column 3 divided by Row 3, Column 3 and place in Row 2, Column 4.) Note: Row 1, Column 4 plus Row 2, Column 4 should total 100%.

Note: While being within three percent is not a formal compliance standard; if the percent listed in Row 1, Column 4 is within 3% of Row 1, Column 2, then it provides a good target within which compliance is likely.

Principal's Signature: Patrick Tuck Date: 4/11/03

2002-2003
ACCOMMODATION OF INTERESTS AND ABILITIES
SUMMARY PROGRAM CHART 2


KHSAA
 Form T2
 Rev. 9/02

Participation Opportunities Test Two

			Column 1	Column 2	Column 3	Column 4	Column 5
Program			Number of Teams Currently Offered	Number of Participants	Number of Teams Added in Last Five Years	Number of Participants Added in Last Five Years	Percent of Total Participation By Sex Added in Last 5 Years
GIRLS	Row 1	varsity:	3	41			
	Row 2	j.v.:	2	16			
	Row 3	frosh:					
	Row 4	total:	5	57			
BOYS	Row 5	varsity:	3	31			
	Row 6	j.v.:	1	9			
	Row 7	frosh:					
	Row 8	total:	4	40			

- 1) For Column 1, list the number of interscholastic teams offered for girls and boys at each competitive level (varsity, junior varsity, and freshman). For girls, total each of the entries in Rows 1, 2, and 3 into Row 4. For boys, total Rows 5, 6, and 7 into Row 8.
- 2) For Column 2, list the number of participants at each level. For girls, total each of the entries in Rows 1, 2, and 3 into Row 4. For boys, total Rows 5, 6, and 7 into Row 8. **Note:** The totals in Row 4 for girls and in Row 8 for boys must be the same as the totals in Form T-1, Column 3, Rows 1 and 2 respectively.
- 3) For Column 3, list the number of interscholastic teams that have been added in the last five years at each competitive level. Count each team added during the 5 year period only one time. e.g. Girl's junior varsity soccer was added 3 years ago, count the team only once, not 3 times. For girls, total the entries in Rows 1, 2, and 3 into Row 4. For boys, total Rows 5, 6, and 7 into Row 8.
- 4) For Column 4, list the number of participants that are currently on each level of the teams that were added in the last five years. If a team was added previously but no longer exists, there are no current participants to be added for that team. For girls, total the entries in Rows 1, 2, and 3 into Row 4. For boys, total Rows 5, 6, and 7 into Row 8.
- 5) For Column 5, calculate the percentage of participants that have been added in the last five years. For girls, take the number in Column 4, Row 4 and divide by the number in Column 2, Row 4. For boys, take the number in Column 4, Row 8 and divide it by the number in Column 2, Row 8.

Note: If the percentage of current participants added in the last five years is 25% or greater, compliance with test two may be possible. If less than 25%, then compliance with test three should be analyzed. **CAUTION:** 25% is not a formal compliance standard.

Principal's Signature:  Date: 4/11/03

1
57
16
73

2002-2003
ACCOMMODATION OF INTERESTS AND ABILITIES
SUMMARY PROGRAM CHART 3

KHSAA
 Form T3
 Rev. 9/02

Participation Opportunities Test Three

For any question answered "YES" identify the respective sport(s).

	GIRLS (Yes / No)		BOYS (Yes / No)
1. For a sport not currently played at the interscholastic level (varsity, junior varsity, or freshman) in your school, is there an intramural team offered for that sport?	NO		NO
2. For a sport <u>not</u> currently offered in your interscholastic athletics program, is there sufficient interest to form a viable interscholastic team based on participation on an intramural team or community recreation teams?	NO		NO
3. For a sport <u>not</u> currently offered, is there sufficient interest to form a viable interscholastic team based on student responses from the interscholastic survey?	NO		NO
4. For a sport currently offered at the varsity level only, is there sufficient interest to form a viable team for a junior varsity, or freshman team that is not currently offered?	NO do 2 #s		NO do 2 #s
5. For a sport currently offered at the junior varsity or freshman level is there sufficient interest to form a varsity team not currently offered?	NO		NO
6. If you answered YES to question (1), (2), (3), (4), or (5), are there enough high schools in your geographic area offering the sport (at the appropriate level) to allow for the development of a reasonable schedule of competition?	NO		NO

Principal's Signature:

Patricia Tub

Date:

4/11/03

2002-2003 KHSAA TITLE IX ATHLETICS AUDIT

KHSAA
Form T41
Rev. 9/02

Checklist - Overall Interscholastic Athletics Program

Areas of Compliance	ADVANTAGE TO		
	(Respond based on Internal Evaluation by checking the appropriate column.)		
OPPORTUNITIES	GIRLS' PROGRAM	BOYS' PROGRAM	NEITHER PROGRAM
Accommodation of Interest and Abilities			✓
BENEFITS	GIRLS' PROGRAM	BOYS' PROGRAM	NEITHER PROGRAM
Equipment and Supplies			✓
Scheduling of Games and Practice Time			✓
Travel and Per Diem Allowances			✓
Coaching			✓
Locker Rooms, Practice and Competitive Facilities			✓
Medical and Training Facilities and Services			✓
Publicity			N/A
Support Services			N/A
Athletic Scholarships			N/A
Tutoring			N/A
Housing and Dining Facilities and Services			N/A
Recruitment of Student Athletes			N/A

Principal's Signature: *Patricia Webb* Date: 4/11/03

2002-2003
ACCOMODATION OF INTERESTS AND ABILITIES+
SUMMARY PROGRAM CHART 4

Levels of Competition Test One

		Column 1	Column 2	Column 3
Girls	Team Levels	Number of Teams Currently Offered	Number of Participants	Percentage of Participants at Each Level
Row 1	varsity:	3	36	63.2
Row 2	j.v.:	2	21	36.8
Row 3	frosh:	—	—	
Row 4	total:		57	100%
Boys				
Row 5	varsity:	3	31	78%
Row 6	j.v.:	1	9	22%
Row 7	frosh:	~	~	
Row 8	total:		40	100%

- 1) Column 1, list the number of interscholastic teams offered for girls and boys at each competitive level; varsity, junior varsity, and freshman. (Refer to Form T-2, Accommodation of Interests and Abilities, Summary Program Chart 2, Column 1.)
- 2) For Column 2, list the number of participants at each level. For girls, total the entries in Rows 1, 2, and 3 into Row 4. For boys, total the entries in Rows 5, 6, and 7 into Row 8. (Refer to Form T-2, Accommodation of Interests and Abilities, Summary Program Chart 2, Column 2.)
- 3) For Column 3, calculate the percentage of female and male participants at each level.
For girls' varsity, junior varsity, and frosh, respectively:
 - Divide Column 1, Row 1 by Column 2, Row 4, and place the percentage in Column 3, Row 1.
 - Divide Column 1, Row 2 by Column 2, Row 4, and place the percentage in Column 3, Row 2.
 - Divide Column 1, Row 3 by Column 2, Row 4, and place the percentage in Column 3, Row 3.
 For boys' varsity, junior varsity, and frosh, respectively:
 - Divide Column 1, Row 5 by Column 2, Row 8, and place the percentage in Column 3, Row 5.
 - Divide Column 1, Row 6 by Column 2, Row 8, and place the percentage in Column 3, Row 6.
 - Divide Column 1, Row 7 by Column 2, Row 8, and place the percentage in Column 3, Row 7.

Principal's Signature: Patricia [Signature] Date: 4/11/03

2002-2003
BUDGETED AND ACTUAL EXPENDITURES - PROGRAM COMPARISON CHART
TO INCLUDE BOOSTER CLUB FUNDING

	equipment and supplies		travel		awards		coaches' salaries (to include supplemental and extended employment)		facilities improvements		publications (if sport-specific)	
	B	E	B	E	B	E	B	E	B	E	B	E
G basketball		\$2065					\$500					
B basketball		\$535					\$2500					
G softball		\$725					\$100					
B baseball		\$555					\$100					
G cross country												
B cross country												
G golf		\$400										
B golf		\$120					\$400					
G soccer												
B soccer												
G swimming												
B swimming												

1. Budget and expenditures on this 2002-2003 year report due by April 15, 2003, should reflect the total monies budgeted and spent for the entire year of 2001-2002 ending June 30, 2002.
2. "B" is for budgeted dollar amounts and "E" is for actual dollar expenditures.
3. Booster Club Funding/Contributions must be included in the expenditures total.

Principal's Signature: _____



Date: _____

7/22/02

**2002-2003
BUDGETED AND ACTUAL EXPENDITURES - PROGRAM COMPARISON CHART 2
TO INCLUDE BOOSTER CLUB FUNDING**

Teams	equipment and supplies		travel		awards		coaches' salaries (to include supplemental and extended employment)		facilities improvements		publications (if sport-specific)	
	B	E	B	E	B	E	B	E	B	E	B	E
G track												
B track												
G tennis												
B tennis												
G volleyball		\$1265						\$1100				
B wrestling												
G (list sport)												
B (football)												
G (list sport)												
B (list sport)												

1. Budget and expenditures on this 2002-2003 year report due by April 15, 2003, should reflect the total monies budgeted and spent for the entire year of 2001-2002 ending June 30, 2002.
2. "B" is for budgeted dollar amounts and "E" is for actual dollar expenditures.
3. Booster Club Funding/Contributions must be included in the expenditures total.

Principal's Signature: _____



Date: _____

9/22/03

2001-2002 INTERSCHOLASTIC ATHLETICS STUDENT SURVEY

KHSAA
Form T61
Rev. 07/01

1. Is the School District offering the interscholastic sport(s) you want to play?
38 Yes
11 No, I want to play Soccer (2), Football (7), LaCross, Swimming
11 I am not interested in athletics

2. During the **fall season**, which interscholastic sport would you like to play?
12 Football
25 Girls' Volleyball
 Boys' Volleyball
 Boys' Cross-Country
5 Girls' Cross-Country
 Girls' Field Hockey
9 Boys' Golf
4 Girls' Golf
4 Boys' Soccer
8 Girls' Soccer
11 I would not participate

3. During the **winter season**, which interscholastic sport would you like to play?
15 Boys' Basketball
12 Girls' Basketball
2 Boys' Swimming & Diving
7 Girls' Swimming & Diving
4 Boys' Wrestling
10 Girls' Gymnastics
4 Boys' and Girls' Indoor Track
13 I would not participate

4. During the **spring season**, which interscholastic sport would you like to play?
3 Boys' Track
10 Girls' Track
1 Girls' Tennis
5 Boys' Tennis
15 Girls' Slow Pitch Softball
3 Girls' Fast Pitch Softball
12 Boys' Baseball
14 I would not participate

5. Do you participate in intramural sports? If you do, which sports(s)?
 Yes _____
 No _____

6. Which intramural sports, if any, would you like to see added?
Volley Ball, Flag Football, LaCross, Girls Basketball, Bike Riding, Soccer

7. Do you participate in non-school sport activities? If you do, which sport(s)?
 20 Yes Water Cross (2), Softball (10), Volleyball, Basketball, Baseball (3),
 35 No Soccer, Football, Paintball

8. Are you currently participating in interscholastic athletics during any season?

27 Yes
 30 No Why don't you participate in interscholastic athletics?

- I prefer other activities such as band, chorus, etc.
- 15 I don't have time
- The practice schedules and game times are inconvenient
- 4 The sport I like isn't offered
- It's too expensive
- I prefer to participate in club or intramural sports
- 1 Working
- 4 Other
Social Probation, Sports Suck

9. Do you have any suggestions to encourage participation?

10. Please list OTHER SPORTS you are interested in participating in and the sports season.

<u>Sport</u>	<u>Season</u>
<u>La Cross</u>	<u>?</u>
<u>Rugby</u>	<u>?</u>
<u>Football</u>	<u>Fall</u>
<u>Bowling</u>	<u>Winter</u>
<u>Soccer</u>	<u>Fall</u>
<u>Gymnastics</u>	<u>?</u>
<u>Paintball</u>	<u>?</u>
_____	_____
_____	_____

Optional
 Name: _____
 Age: _____
 Male: _____ Female _____

School Name: Silver Grove
 School Year: 2003-2004
 Principal's Signature: Christi Weiss, AD
 Date: 7/11/03

**2002-2003
 TITLE IX
 CORRECTIVE ACTION PLAN**

To complete this form, indicate the intended area which needs corrective action, the suggested change and time table for implementation. You may copy this form as needed. Please attach corrective action plans along with audit forms and submit by April 15, 2003.

ITEM FOR CORRECTION	SUGGESTED CHANGE	TIME TABLE FOR CORRECTIVE ACTION
New Volleyball uniforms	purchase	Fall, 2003
Water Resistant Golf Pullovers	purchase	Fall, 2003
Approved Softball bats	purchase	Spring, 2003

- An explanation (status report) is needed for all areas identified previously as items for correction as well as all areas currently identified as items for correction. This form shall be typed.

Principal's Signature: Christi Weiss, AD Date: 7-10-03